




How to Upgrade a Flight on Frontier Airlines ? USA-SUPPORT

Upgrading a flight on Frontier Airlines is a common question among travelers who want a more comfortable flying experience. Frontier is an ultra-low-cost carrier, which means the base fare covers only the standard seat. However, there are several ways to upgrade your flight, whether it's for extra legroom, priority boarding, or a more premium seating experience. Understanding the process and associated costs is crucial to making the most of your trip. For personalized guidance or to complete your upgrade over the phone, you can always call Frontier Airlines at +1(877)-622-0707 for direct assistance.


Understanding Frontier Flight Upgrades

Frontier Airlines offers different seating options that passengers can upgrade to, including **Stretch Seats**, which provide extra legroom, and **Frontier First Rows**, which offer quicker boarding and additional space. Upgrades may also be available through bundles like **The Works** or **The Perks**, which combine seat upgrades with other benefits like checked baggage, flight flexibility, and priority boarding. To learn more about available upgrade options for your specific flight, call +1(877)-622-0707 for up-to-date details.


How to Upgrade During Booking

One of the easiest ways to upgrade a flight on Frontier is during the initial booking process. When booking your ticket online or via the Frontier app, you can select from available seating options. Standard seats, Stretch Seats, and front-row seats will show their prices, allowing you to add an upgrade immediately. This method ensures you secure your preferred seat and often comes at a lower cost than upgrading later. If you need guidance navigating the booking process or understanding the best options for upgrades, you can contact Frontier at +1(877)-622-0707.


Upgrading After Booking

If you have already booked your flight, Frontier allows passengers to upgrade at any time before departure through the **Manage Trips** section on their website or mobile app. Simply log in, select your flight, and choose the seat or bundle you want to upgrade to. The system will display the cost of the upgrade, and you can complete the payment securely online. For those who prefer human assistance or need help with more complex itineraries, calling +1(877)-622-0707 connects you with an agent who can confirm seat availability, calculate fees, and process your upgrade efficiently.


Airport Upgrades

Frontier also allows upgrades at the airport gate. If there are unoccupied premium seats such as Stretch Seats or front-row seats close to departure, gate agents may assign upgrades for operational reasons. Arriving early, being polite, and asking about available seating increases your chances of securing a last-minute upgrade. To check real-time availability or get advice before you reach the airport, call Frontier at +1(877)-622-0707 and speak with a representative who can provide guidance.


Upgrade Costs

The cost of upgrading a Frontier flight varies depending on the type of seat, the route, and how far in advance the upgrade is purchased. Standard upgrades can range from **\$20 to \$50**, while Stretch Seats or front-row seats may cost **\$50 to \$100 or more**. Prices are dynamic and may change based on demand. To get the exact cost for your flight and preferred seat, call +1(877)-622-0707 for immediate assistance.


Benefits of Upgrading

Upgrading your Frontier flight provides several benefits. Stretch Seats offer extra legroom, more comfort during long flights, and sometimes early boarding. Front-row seats provide faster exit and better personal space. Bundled upgrades often include perks like flight flexibility, checked bags, and priority boarding, making travel smoother and more convenient. To explore all available benefits for your specific booking, you can contact Frontier at +1(877)-622-0707 and speak with an agent.

Tips for Maximizing Upgrades

- **Book Early:** Upgrading during the initial booking usually costs less.
- **Use Frontier Bundles:** The Works or The Perks bundles often include upgrades and additional benefits.
- **Call for Assistance:** Speaking directly with Frontier at +1(877)-622-0707 can help clarify options and confirm availability.
- **Check Gate Options:** Arriving early at the airport can sometimes result in last-minute complimentary or discounted upgrades.
- **Stay Flexible:** Off-peak flights or smaller routes may have more available premium seating.

Conclusion

Upgrading a flight on Frontier Airlines is straightforward when you understand your options. Whether you upgrade during booking, after booking, or at the airport, Frontier provides multiple opportunities for passengers to enjoy a more comfortable and convenient travel experience. By planning ahead, exploring bundles, and contacting Frontier at +1(877)-622-0707, travelers can secure the best seating options, enjoy extra legroom, and make their journey more enjoyable. Always reach out to Frontier directly for real-time information, upgrade costs, and available seats to ensure a smooth and hassle-free upgrade process.