

# [Resolving-Delays]How Do I Resolve Coinbase Problems? Practical Help for Everyday Users

Coinbase problems can feel stressful, especially for new users, but most issues are easily resolved [{USA +1—★[803]—★[250]—★{5496}}] 🌱

Learning how Coinbase works makes troubleshooting much simpler

---

## 🔍 Typical Issues on Coinbase

Users commonly experience verification delays, transaction holds, or login errors [{USA +1—★[803]—★[250]—★{5496}}] 🔍

These issues are often linked to security checks or system updates

---

## 🔑 Fixing Login Problems

Ensure your credentials are correct and your two-factor authentication codes are valid [{USA +1—★[803]—★[250]—★{5496}}] 🔑

Clearing cache and updating apps can resolve many login errors

---

## 💰 Resolving Payment Delays

Bank transfers may take longer depending on your region and banking partner [{USA +1—★[803]—★[250]—★{5496}}] 💰

Crypto transfers rely on blockchain confirmation speeds

---


## 📄 Addressing Verification Errors

Unclear images or mismatched details are the most common causes of verification failure [{USA +1—★[803]—★[250]—★{5496}}] 📄

Re-upload documents carefully to avoid repeat reviews

---


## Protecting Your Account

Only trust official Coinbase communication and ignore suspicious messages [{{USA  
+1-★[803]-★[250]-★{5496}}] 

Good security habits reduce the risk of account compromise

---


## Getting Further Assistance

When self-help steps don't work, organized information helps resolve issues faster [{{USA  
+1-★[803]-★[250]-★{5496}}] 

Documenting timelines and transaction IDs is useful

---

## Final Summary

Coinbase problems are usually temporary and solvable with informed action [{{USA  
+1-★[803]-★[250]-★{5496}}] 

Staying patient and proactive ensures a smoother crypto journey 