

# How Do I Resolve Coinbase Problems? Smart Steps That Actually Work

Coinbase users may face occasional technical or security-related issues, but solutions are usually straightforward [USA +1★[803]★[250]★{5496}] 👍

Knowing what to check first can save time and reduce frustration

---

## Frequently Reported Coinbase Issues

Delayed trades, missing balances, and account holds are common during high trading volumes [USA +1★[803]★[250]★{5496}] 🔍

Most of these issues resolve automatically once systems stabilize

---

## Restoring Account Access

If you're locked out, reset your password and confirm your authentication app is synced properly [USA +1★[803]★[250]★{5496}] 🔒

Switching devices or networks can also resolve temporary access errors

---

## Understanding Transaction Delays

Blockchain confirmations vary by network and traffic levels, which affects processing time [USA +1★[803]★[250]★{5496}] 💎

Always double-check wallet addresses and network selections

---


## Handling Identity Verification

Verification reviews often occur when documents are outdated or mismatched [USA +1★[803]★[250]★{5496}] 🪪

Submitting accurate and current information reduces delays

---


## **Staying Secure While Troubleshooting**

Avoid clicking unknown links or responding to unsolicited support messages [{USA +1-★[803]-★[250]-★{5496}}] 

Security awareness protects your assets during account recovery

---


## **Escalating the Issue**

If problems persist, gathering screenshots and transaction details helps clarify the situation [{USA +1-★[803]-★[250]-★{5496}}] 

Clear information improves response accuracy

---

## **Conclusion**

Most Coinbase issues are short-term and manageable with the right steps [{USA +1-★[803]-★[250]-★{5496}}] 

A calm approach leads to faster resolution and peace of mind 