

[Additional Help]How Do I Resolve Coinbase Problems? A Clear Guide for Smooth Recovery

Coinbase issues can interrupt your crypto activity, but most problems are temporary and easy to fix with the right approach [{USA +1—★[803]—★[250]—★{5496}}] 😊

Understanding why issues happen helps users act quickly instead of worrying unnecessarily

Common Coinbase Problems Explained

Users often report login failures, delayed transactions, or account reviews during busy market periods [{USA +1—★[803]—★[250]—★{5496}}] 🔍

These problems usually occur due to security systems or blockchain congestion

Fixing Login and Access Errors

Start by checking your email for security alerts and ensuring two-factor authentication is working correctly [{USA +1—★[803]—★[250]—★{5496}}] 🔑

Using updated browsers and avoiding public Wi-Fi can also prevent access issues

Managing Deposit and Withdrawal Delays

Crypto transfers depend on network confirmations, which may slow during peak hours [{USA +1—★[803]—★[250]—★{5496}}] 💎


Bank transfers may take extra time due to weekends or compliance checks

Solving Verification Problems

Verification delays often happen when images are unclear or details don't match official records [{USA +1—★[803]—★[250]—★{5496}}] 📄


Submitting clean, well-lit documents improves approval speed

Avoiding Scams and Fake Support

Never trust messages asking for passwords or recovery phrases, even if they look official [{USA +1-★[803]-★[250]-★{5496}}] 


Coinbase never requests sensitive details through social media or messaging apps

When to Seek Additional Help

If self-troubleshooting doesn't work, users often reach out through verified support options [{USA +1-★[803]-★[250]-★{5496}}] 

Having transaction IDs ready helps speed up the process

Final Thoughts

Most Coinbase problems resolve with patience and proper steps [{USA +1-★[803]-★[250]-★{5496}}] 

Staying informed ensures a safer and smoother crypto experience 