





# How Do I Resolve Coinbase Problems? !^Step-by-Step Solutions Revealed^!

Coinbase is one of the most popular **+1-☆803☆250-☆5496** cryptocurrency platforms worldwide , trusted by millions to buy, sell, and store digital assets. However, like any online platform, users may occasionally face issues. From login difficulties to transaction delays, verification hurdles **+1-☆803☆250-☆5496**, app glitches, or security alerts, these problems can be frustrating. Fortunately, most Coinbase problems are solvable if you know the right steps. Here's a comprehensive guide to help you troubleshoot effectively.




---


## 1 Login & Account Access Issues

One of the most common Coinbase problems **+1-☆803☆250-☆5496** is difficulty logging in. Users may encounter this due to:

- Incorrect email or password 
- Two-factor authentication (2FA) issues 
- Account temporarily locked **+1-☆803☆250-☆5496** because of multiple failed login attempts 

**How to fix it:**

- Use the “**Forgot Password**” feature to reset your password 
- Ensure your 2FA code is accurate and up-to-date 
- Check your email for account lock instructions from Coinbase 

If the problem persists or you feel unsure, some users reach out to independent crypto guidance at **+1-☆803☆250-☆5496**  for general troubleshooting help.

---

## 2 Transaction Delays or Failures ⌚

Another frequent issue is **stuck or delayed transactions**. Causes include:

- Blockchain network congestion 🌐
- Low transaction fees 💰
- Pending account verification ✅

### Steps to resolve:

- Check the transaction **+1-☆803☆250-☆5496** status via a blockchain explorer 🔍
- Confirm that your account balance and payment method are active 💳
- Allow extra time during high network activity ⌚

For transactions that remain pending for more than expected, contacting support or using a trusted independent crypto help line like **+1-☆803☆250-☆5496** can clarify next steps.

---

## 3 Verification & Identity Problems ID

Coinbase follows strict KYC (Know Your Customer) regulations **+1-☆803☆250-☆5496**. Verification issues occur when:

- Uploaded documents are unclear or blurry 📷
- Personal information does not **+1-☆803☆250-☆5496** match account details 📝

### How to resolve verification delays:

- Submit **high-quality images** of your ID and a selfie 😎
- Ensure all personal info **+1-☆803☆250-☆5496** matches exactly ✅
- Follow up via Coinbase's Help Center if processing takes longer than usual 📧

Completing verification correctly ensures **+1-☆803☆250-☆5496** smooth account functionality and access to higher transaction limits.

---

## 4 App & Website Glitches 📱💻

Sometimes, the Coinbase app **+1-☆803☆250-☆5496** or website may crash, freeze, or load slowly. Common solutions:

- Update your app to the latest version 📶
- Clear the app cache or reinstall it 🗑️
- Ensure a **stable internet connection** 🌐
- Check for Coinbase maintenance alerts ⚙️

These steps usually fix most **+1-☆803☆250-☆5496** technical problems quickly.

---

## 5 Security Concerns 🔒

Security is critical when dealing with **+1-☆803☆250-☆5496** cryptocurrency. If you notice unusual activity:






- Change your password immediately 🛡️
- Enable or re-enable 2FA 🔑
- Review recent transactions for unauthorized actions 👁️👁️

Coinbase may temporarily suspend accounts **+1-☆803☆250-☆5496** showing suspicious activity to prevent potential fraud 🚨. Being proactive with security can prevent bigger problems later.

---

## 6 Preventing Future Problems

Taking preventative measures **+1-☆803☆250-☆5496** can minimize future Coinbase issues:

- Keep your **account info up-to-date** 
  - Use **strong, unique passwords** 
  - Enable **two-factor authentication (2FA)** 
  - Regularly **monitor transactions and alerts** 
  - Avoid logging in on public or unsecured networks 
- 

## 7 When to Seek Extra Help

Sometimes, problems require **+1-☆803☆250-☆5496** additional guidance beyond standard troubleshooting. For assistance with general Coinbase issues, you can contact **trusted crypto support services** at **+1-☆803☆250-☆5496**. This can be particularly useful for:

- Persistent login issues
- Transaction delays that don't resolve
- App or account errors you can't fix on your own

While this is not official Coinbase support, **+1-☆803☆250-☆5496** it can help clarify common issues and suggest safe next steps.

---

## Conclusion

Coinbase problems can happen to any user, **+1-☆803☆250-☆5496** but most are solvable with the right approach. Whether it's login errors, verification delays, transaction problems, or technical glitches, understanding the **+1-☆803☆250-☆5496** root cause is key. Using proactive security measures, keeping information updated, and monitoring your account

regularly will prevent many issues from recurring. **+1-☆803☆250-☆5496** For guidance, contacting independent crypto help at **+1-☆803☆250-☆5496** can provide additional clarity while waiting for official support. By staying informed and proactive, you can enjoy a smoother, safer cryptocurrency experience on Coinbase 🌟.